


Introductory sub-table (I)(a)

Name of the Company: SIBAR AUTO PARTS LIMITED			
Scrip Code, Name of the scrip, class of security: 520141			
Quarter ended: 30.09.2011			
Partly paid-up shares:-			
	No. of partly paid-up shares	As a % of total no. of partly paid-up shares	As a % of total no. of shares of the company
Held by promoter/promoter group	0	0	0
Held by public	0	0	0
Total - D	0	0	0
Outstanding convertible securities:-			
	No. of outstanding securities	As a % of total no. of outstanding convertible securities	As a % of total no. of shares of the company, assuming full conversion of the convertible securities
Held by promoter/promoter group	0	0	0
Held by public	0	0	0
Total - E	0	0	0
Warrants:-			
	No. of warrants	As a % of total no. of warrants	As a % of total no. of shares of the company, assuming full conversion of warrants
Held by promoter/promoter group	0	0	0
Held by public	0	0	0
Total - F	0	0	0
Total paid-up capital of the company, assuming full conversion of warrants and convertible securities (Grand Total (A+B+C)+ D+E+F)			
	0		

For SIBAR AUTOPARTS LTD

M. Que

AUTHORISED SIGNATURE



Name of the Company :		SIBAR AUTO PARTS LIMITED						
Scrip Code :		520141		Quarter Ended	30.09.2011			
Category code	Category of Shareholder	Number of Shareholders	Total number of shares	Number of shares held in dematerialized form	Total shareholding as a percentage of total number of shares		Shares pledged or otherwise encumbered	
					As a percentage of(A+B) ¹	As a percentage of(A+B+C)	Number of Shares	As a percentage of (A+B+C)
(A)	Shareholding of							
1	Indian							
(a)	Individuals/ Hindu	28	1358200	NIL	24.54	24.54	Nil	Nil
(b)	Central Government/	1	250000	250000	4.52	4.52	Nil	Nil
(c)	Bodies Corporate		Nil					
(d)	Financial Institutions/		Nil					
(e)	Any Others(Specify)		Nil					
(e-i)								
(e-ii)								
	Sub Total(A)(1)	29	1608200	250000	29.06	29.06	Nil	Nil
2	Foreign							
a	Individuals (Non-		Nil					
b	Bodies Corporate		Nil					
c	Institutions		Nil					
d	Any Others(Specify)		Nil					
d-i								
d-ii								
	Sub Total(A)(2)	0	0	0	0.00	0.00	Nil	Nil
	Total Shareholding of Promoter and Promoter Group (A)= (A)(1)+(A)(2)	29	1608200	250000	29.06	29.06	Nil	Nil
(B)	Public shareholding							
1	Institutions							
(a)	Mutual Funds/ UTI	1	500000	500000	9.03	9.03	Nil	Nil
(b)	Financial Institutions /	1	29000	29000	0.52	0.52	Nil	Nil
(c)	Central Government/		Nil					
(d)	Venture Capital Funds		Nil					
(e)	Insurance Companies		Nil					
(f)	Foreign Institutional		Nil					
(g)	Foreign Venture Capital		Nil					
(h)	Any Other (specify)		Nil					
(h-i)								
(h-ii)								
	Sub-Total (B)(1)	2	529000	529000	9.55	9.55	Nil	Nil

For SIBAR AUTOPARTS LTD.

M. Me


AUTHORISED SIGNATURE

B 2	Non-institutions								
(a)	Bodies Corporate	46	165100	108900	2.98	2.98	Nil	Nil	
(b)	Individuals						Nil	Nil	
I	Individuals -i. Individual	9438	2461200	874700	44.47	44.47	Nil	Nil	
II	ii. Individual shareholders	25	584600	322500	10.56	10.56	Nil	Nil	
(c)	Any Other (Foreign Individual Public shareholders)	87	187000		3.38	3.38	Nil	Nil	
(c-i)									
(c-ii)									
	Sub-Total (B)(2)	9596	3397900	1306100	61.39	61.39	Nil	Nil	
(B)	Total Public Shareholding (B)= (B)(1)+(B)(2)	9598	3926900	1835100	70.94	70.94	Nil	Nil	
	TOTAL (A)+(B)	9627	5535100	2085100	100.00	100	Nil	Nil	
(C)	Shares held by Custodians and against which Depository Receipts have been issued								
	GRAND TOTAL (A)+(B)	9627	5535100	2085100	100	100	Nil	Nil	


For SIBAR AUTOPARTS LTD

M. Me

AUTHORISED SIGNATURE



Sr.No	Notes
1	
2	
3	
4	
5	
6	
7	
8	
9	



For SIBAR AUTOPARTS LTD

M. One

AUTHORISED SIGNATURE


(I)(b) Statement showing Shareholding of persons belonging to the category
"Promoter and Promoter Group"

Sr. No.	Name of the shareholder	Number of shares	Shares as a percentage of total number of shares {i.e., Grand Total (A)+(B)+(C) indicated in Statement at para (I)(a) above}
1	A. ARUNA	18620	0.34
2	A CHENNA KRISHNAIAH	36120	0.65
3	A USHA	12790	0.23
4	P AMARAVATHI	25000	0.45
5	APIDC	250000	4.52
6	A ARUNA	20000	0.36
7	ACHARYA LAL	5100	0.09
8	A CHENNA KRISHNAIAH	50000	0.90
9	CREDIT CAPITAL VENCUTE	11100	0.20
10	GOWRIPATHI SAVITRY	1000	0.02
11	P DAMODHAR NAIDU	20000	0.36
12	DEVENDERA CH	3500	0.06
13	GIRISH KUMAR	2500	0.05
14	G GOPALA KRISHNA	5000	0.09
15	S JHANSI KUMARI	2500	0.05
16	N KAMESWARI	2500	0.05
17	R KARISHMA	2200	0.04
18	KARTIK P	2500	0.05
19	LAKSHMI PRASATNH	2500	0.05
20	P LAKSHMI NARAYANA	25000	0.45
21	P MOHAN NAIDU	5000	0.09
22	D NAGARAJU GUPTA	5000	0.09
23	N MADHAVI	2500	0.05
24	P MADHU PRATAP	186800	3.37
25	P RAVI CHANDRA	131000	2.37
26	P SUGUNAMMA	309880	5.60
27	P VEERANARAYANA	213590	3.86
28	P SUGUNAMMA	56500	1.02
29	P ANNAPURNA	200000	3.61
TOTAL		1608200	29.06

For SIBAR AUTOPARTS LTD

M. One

AUTHORISED SIGNATURE



(I)(c) Statement showing Shareholding of persons belonging to the category "Public" and holding more than 1% of the total number of shares

Sr. No.	Name of the shareholder	Number of shares	Shares as a percentage of total number of shares {i.e., Grand Total (A)+(B)+(C) indicated in Statement at para (I)(a) above}
1	Amrex Marketing Pvt.Ltd	500000	9.03
2	Shahzaad Dalal	174200	3.15
TOTAL		674200	12.18

(I)(d) Statement showing details of locked-in shares

Sr. No.	Name of the shareholder	Number of locked-in shares	Locked-in shares as a percentage of total number of shares {i.e., Grand Total (A)+(B)+(C) indicated in Statement at para (I)(a) above}
1	Nil	Nil	Nil
2			
3			
TOTAL		0	0.00

(II)(a) Statement showing details of Depository Receipts (DRs)

Sr. No.	Type of outstanding DR (ADRs, GDRs, SDRs, etc.)	Number of outstanding DRs	Number of shares underlying outstanding DRs	Shares underlying outstanding DRs as a percentage of total number of shares {i.e., Grand Total (A)+(B)+(C) indicated in Statement at para (I)(a) above}
1	Nil	Nil	Nil	Nil
2				
3				
TOTAL		0	0	0.00

(II)(b) Statement showing Holding of Depository Receipts (DRs), where underlying shares are in excess of 1% of the total number of shares

Sr. No.	Name of the DR Holder	Type of outstanding DR (ADRs, GDRs, SDRs, etc.)	Number of shares underlying outstanding DRs	Shares underlying outstanding DRs as a percentage of total number of shares {i.e., Grand Total (A)+(B)+(C) indicated in Statement at para (I)(a) above}
1	Nil	Nil	Nil	
TOTAL			0	0.00

